



27 July 2018

*Status Update: 296*

Dear Valued Customer

Please find below an update for 20 – 26 July 2018.

### Delays: Wind / System / Rail Average Dwell Time

| Facility | Delay         | Total            |
|----------|---------------|------------------|
| Pier 1   | Wind          | 00h00 (Actual)   |
| Pier 2   | Wind          | 00h00 (Actual)   |
| Pier 1   | Rail (NATCOR) | 3 days (Average) |
| Pier 2   | Rail (NATCOR) | 2 days (Average) |
| Pier 2   | System Issues | 02h30            |

### Crane Availability

| Cranes     | From       | To (expected date) | Comment        |
|------------|------------|--------------------|----------------|
| Pier 1 QC1 | 27/07/2018 | 31/07/2018         | Trolley Wheels |

### Initiatives Due to Delays

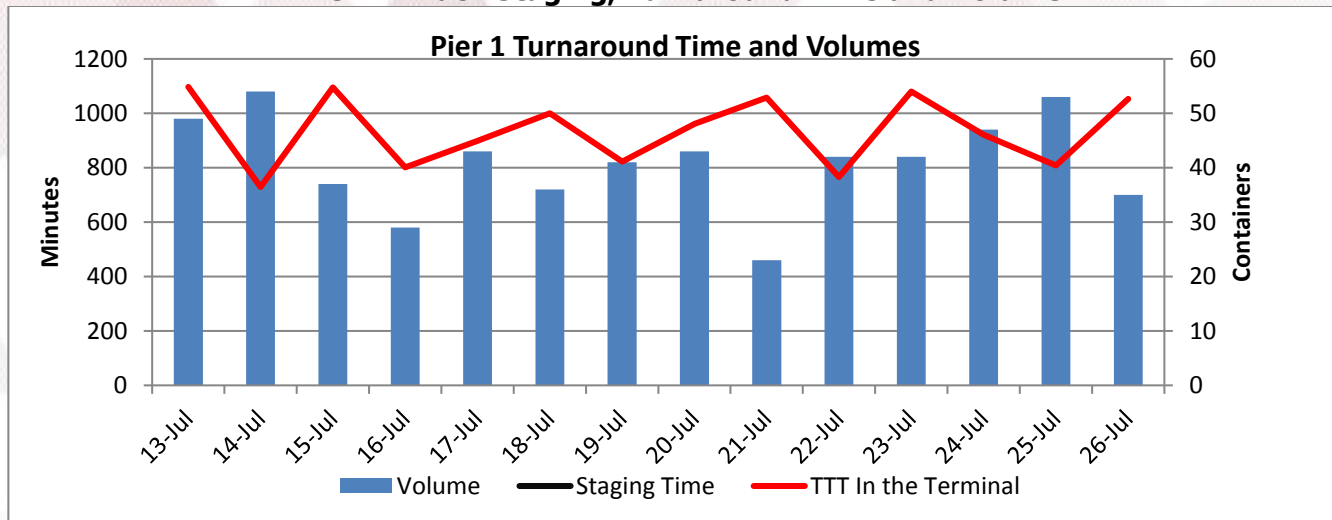
Planned Maintenance is ongoing on all cranes excluded above to ensure equipment is well maintained.

| Projects/Notifications   | From          | To (expected date) | Progress    |
|--------------------------|---------------|--------------------|-------------|
| Pier 1 Main Staging Area | 21 April 2017 | TBA                | In Progress |

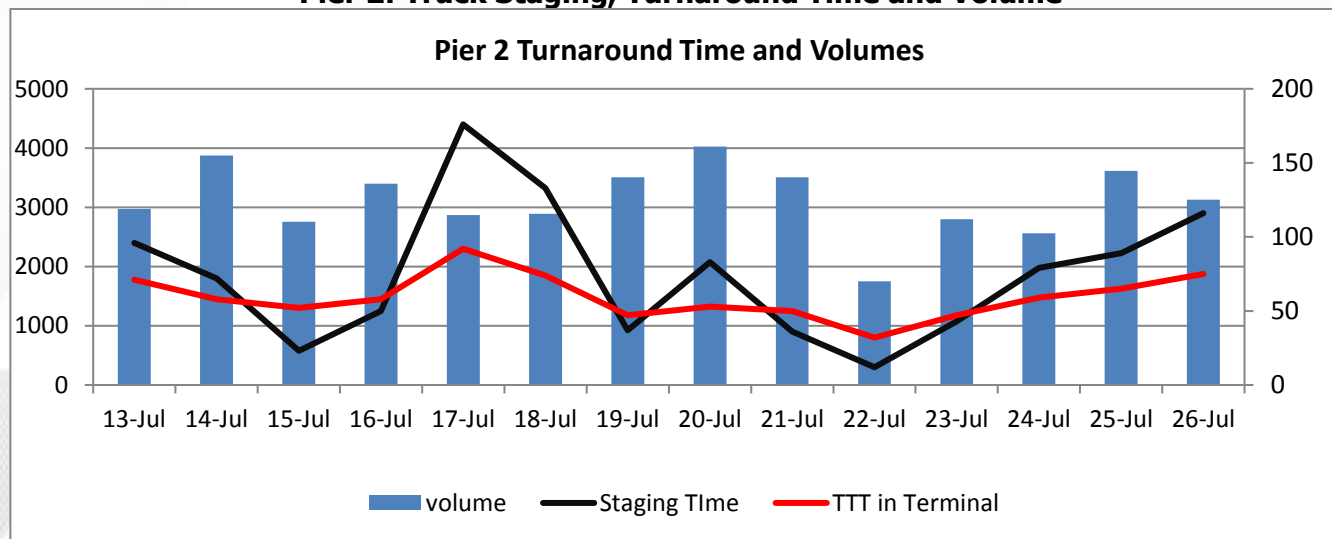


## Volumes and Truck Turnaround

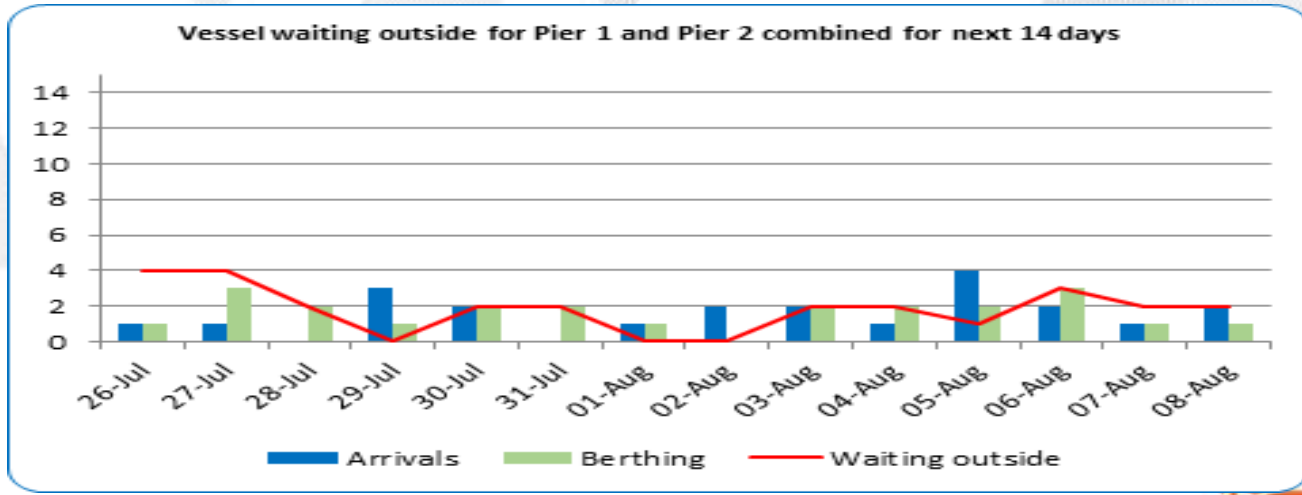
### Pier 1: Truck Staging, Turnaround Time and Volume



### Pier 2: Truck Staging, Turnaround Time and Volume



### Vessel waiting outside for Pier 1 and Pier 2 combined for next 14 days



### Vessel Arrivals and Expected for the next 14 days

On behalf of the Management of Pier 1 and 2

